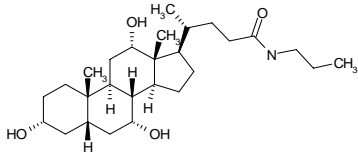
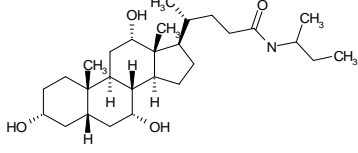
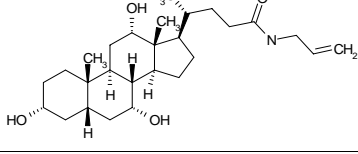
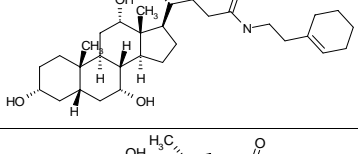
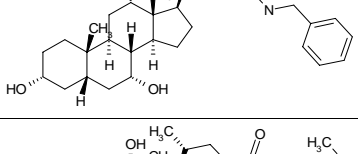
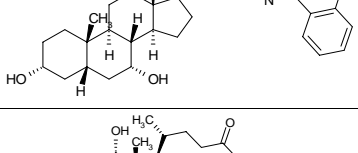
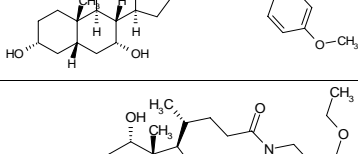
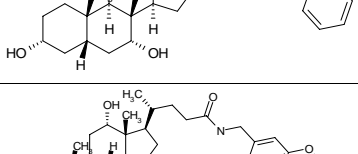
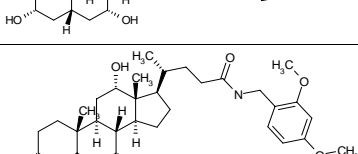
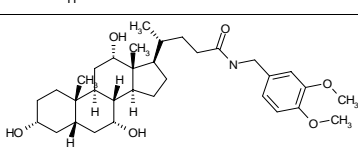

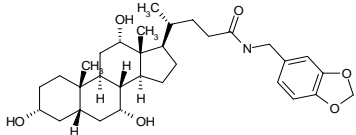
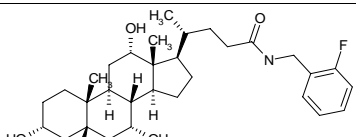
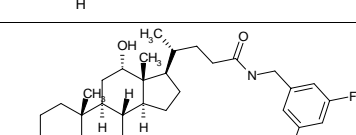
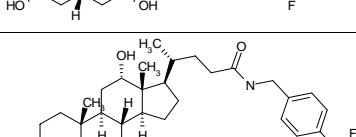
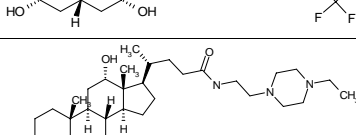
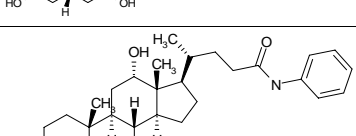
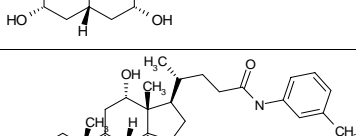
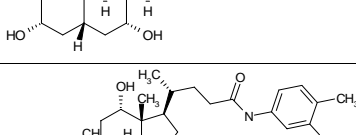
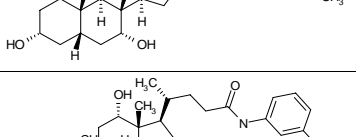
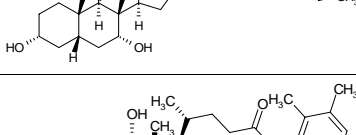
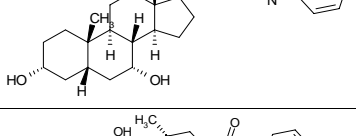
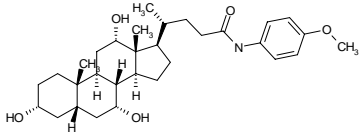
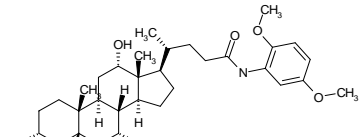
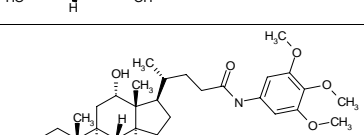
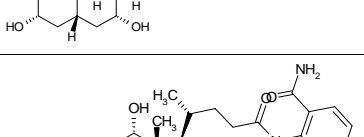
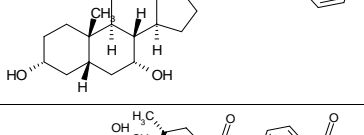
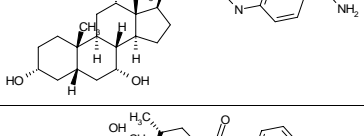
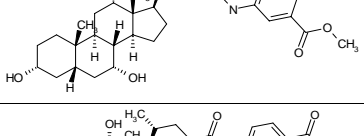
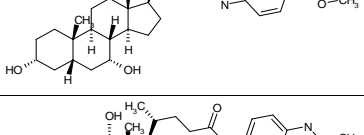
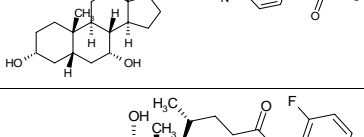
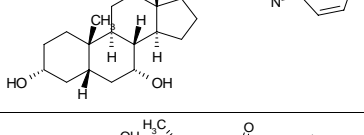
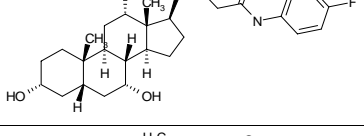
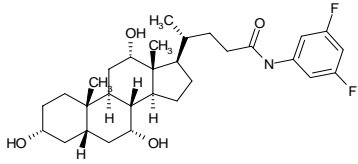
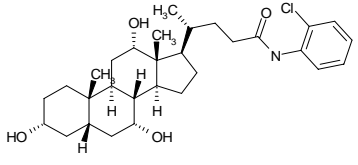
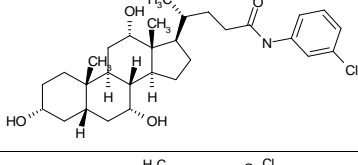
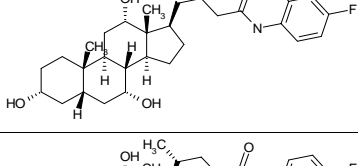
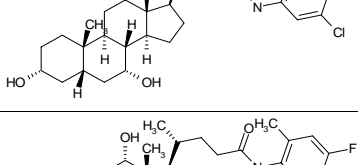
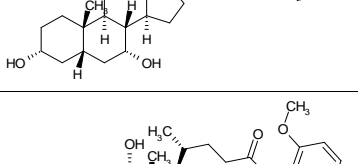
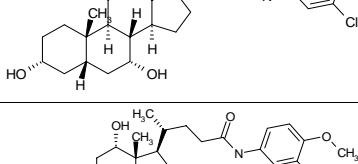
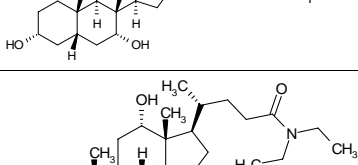
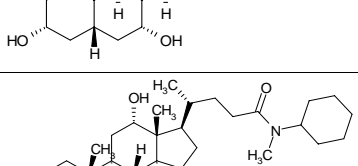
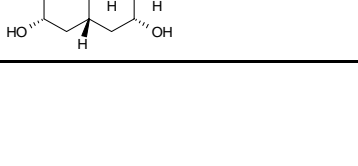
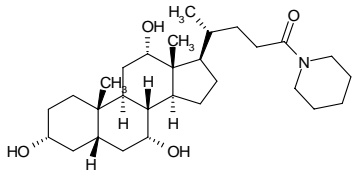
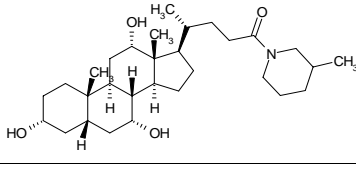
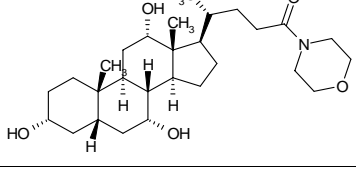
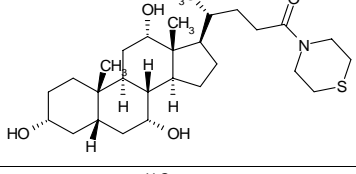
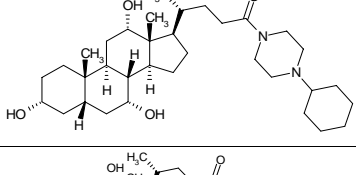
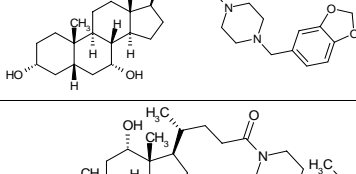
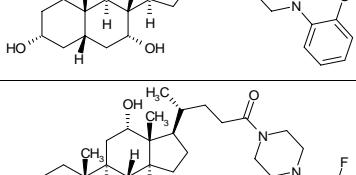
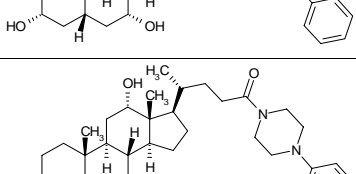
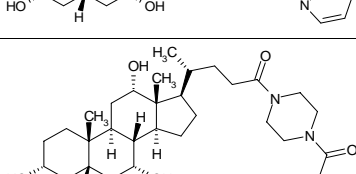



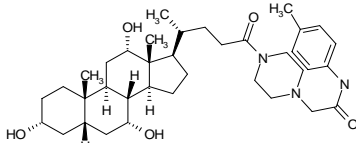
IDNUMBER	mol weight	structure
M001-0002	449,68	
M001-0003	463,71	
M001-0004	447,66	
M001-0005	515,78	
M001-0006	497,72	
M001-0008	527,75	
M001-0010	527,75	
M001-0011	541,78	
M001-0012	541,78	
M001-0014	557,78	
M001-0016	557,78	

M001-0017	541,73	
M001-0018	515,71	
M001-0019	533,71	
M001-0024	565,72	
M001-0030	547,83	
M001-0032	483,70	
M001-0034	497,72	
M001-0036	511,75	
M001-0039	511,75	
M001-0040	511,75	
M001-0043	513,72	

M001-0044	513,72	
M001-0046	543,75	
M001-0049	573,78	
M001-0054	526,72	
M001-0055	526,72	
M001-0056	541,73	
M001-0057	541,73	
M001-0058	540,75	
M001-0059	501,69	
M001-0061	501,69	
M001-0063	519,68	

M001-0064	519,68	
M001-0065	518,14	
M001-0066	518,14	
M001-0068	536,13	
M001-0069	536,13	
M001-0071	515,71	
M001-0075	548,17	
M001-0076	531,71	
M001-0081	463,71	
M001-0082	503,77	

M001-0083	475,72	
M001-0085	489,75	
M001-0090	477,69	
M001-0091	493,76	
M001-0092	558,85	
M001-0094	610,84	
M001-0097	582,83	
M001-0099	570,79	
M001-0100	553,79	
M001-0101	570,78	

M001-0102	623,88	 <p>The image shows a chemical structure of a complex steroid derivative. The steroid core consists of four fused rings (A, B, C, D) with several methyl groups (CH₃) and hydroxyl groups (OH) attached. A side chain is attached to the D ring, which is linked to a benzimidazole ring system. The benzimidazole system includes a benzene ring fused to an imidazole ring, with a methyl group (H₃C) and a carbonyl group (C=O) attached to the imidazole ring.</p>
-----------	--------	---